

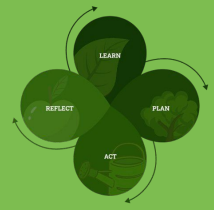
**Alberta Education Results Report  
for Greely Road Public School  
Christopher Organ  
Fall 2024**



# Greely Road Public School

## CONTINUOUS IMPROVEMENT CYCLE

Doing What's Best for Kids



Dear Stakeholders,

Greely Road Public School proudly serves the students, families, and community of Gregoire. At Greely Road School, we are dedicated to creating an inclusive, supportive, and engaging learning environment where every student can succeed and grow. Our commitment to excellence is demonstrated through our diverse range of programs, an excellent Annual Education Results Report (AERR), and improvement in literacy and Provincial Achievement Test results.

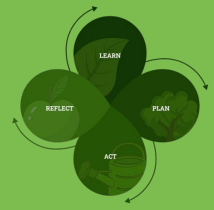
Our dedicated staff, which includes five Alberta Teachers' Association members, seven CUPE Education Assistants, three custodians shared with the Fort McMurray Islamic School, and one administrative assistant. All work to create a welcoming and caring environment for every student. Currently, we serve 84 students, including 14 First Nations, Métis, and Inuit students, 8 English as an Additional Language learners, and those requiring additional support through Individual Program Plans (27 students), Learning Support Plans (18 students), and Behaviour Support Plans (5 students). We also have 7 students in our Early Childhood Development Program.

Greely Road Public School offers various initiatives to support student achievement and well-being. In collaboration with the Fort McMurray Islamic School, we provide enriching after-school clubs that promote creativity, teamwork, and personal growth. Our breakfast program ensures all students have the nutrition they need to start their day ready to learn. We also offer literacy support, technology and trades programs, and engaging family events designed to build a sense of community and belonging. We are proud to report that Greely Road School scored above the provincial average in nearly all categories measured through the 2024 AERR survey, a testament to our commitment to a growth mindset.

Our school benefits from the generosity and support of several community partnerships. Sponsors generously provide mittens and warm clothing to ensure our students are prepared for the winter months. At the same time, other local organizations support our families by sponsoring our Community Christmas Dinner each year, fostering a sense of warmth and community spirit.

As we look to the future, our unwavering focus remains on growth and development. We are deeply committed to professional learning and improvement. We utilize Professional Learning Fridays (PLF) to enhance our instructional practices and continuously support student success, focusing on the *Science of Reading* to improve literacy results and the *7 Habits of Highly Effective People*, and *The Regulated Classroom* to improve student anxiety. All of these initiatives aim to build a school where every child can find their way to learn, love, and lead.

Thank you,  
Mr. Christopher Organ  
Principal  
Greely Road Public School



## CURRENT STATE

### STRENGTHS

- Through our Assurance Measure Reports, Greely Road School, is rated excellent in parental involvement, citizenship and education quality. Greely Road School is above the provincial average in Access to Supports and Services. And while we are below provincial average in support for at risk students we are improving and closing the gap between us and other schools in the province.
- Based on our Greely Road School PAT data, our results have increased from 50% to 72.7% in terms of level of acceptance., a 45% year over year increase.
- 39% of students are at grade level for literacy, which is a large improvement from two years ago where we had 2% of students at grade level.

### AREAS FOR GROWTH

- While we have improved of literacy levels, we still need to maintain our focus on student literacy.
- Student Anxiety is still above the national average by 14%.

## LOCAL CONTEXT

Greely Road Public School takes great pride in serving Gregoire's students, families and community. We work very hard with the community to serve the needs of our students, We are proud to offer intensive literacy support, a breakfast program, and numerous clubs in partnership with the Fort McMurray Islamic School.

## STRATEGIES FOR MOVING FORWARD

### 1. PROFESSIONAL LEARNING

- We will be focusing on the Regulated Classroom, and focusing on student mental health.
- Studying the Seven Habits as it relates to Leader in Me.
- We will continue to enhance our literacy strategies.
- Introduce Positive Behavioral Interventions and Supports. (PBIS)

### 2. MATERIAL RESOURCES

- *The Seven habits of Highly Effective People, book study*
- Resources to support literacy. (Reading Resources, gamification of literacy resources, cross cultural representative resources)
- Student regulation aides.

### 3. HUMAN RESOURCES

- The LAC, in cooperation with the Principal, continues to do intensive literacy support.
- Expanding our knowledge of The Regulated Classroom program to staff, and introducing PBIS
- Staff understanding of and the ability to implement the "Leader In Me" philosophy.

## INDICATORS OF SUCCESS

### MOVING TO DESIRED OUTCOME

- By June 2025 75% of the students at Greely Road Public School will be at grade level , 15% percent will require tier one and two supports and 10% will require intensive supports found in tier three.
- Students will be at the national average when measuring levels of anxiety by June 2025.



Greely Road Public School  
**DESIRED OUTCOME PLANNING**  
 Doing What's Best for Kids



**FMPSD PRIORITY AREA: Priority Area #1 Promote Growth and Success for All Students**

**DESIRED OUTCOME:** By June 2025, 75% of the students at Greely Road Public School will be at grade level regarding literacy, 15% percent will require tier one and two supports and 10% will require intensive supports found in tier three.

Current State (Baseline Data)	What are the gaps in student learning in relation to the data?	What are the gaps in teacher practice in relation to the data?	Improvement Strategies to Address Gaps in Learning and Teacher Practice (Include Stakeholder Engagement)	How will you know your strategies are working? (Spring)	Desired Outcome
<p>As of September 2024, 39% of our grade 1-6 students are at grade level in literacy.</p> <p>Our dibels/CC3and Lens assessments show that we have had a 50% reduction in students who require tier three supports over the past two Years.</p> <p>26% of students are not quite at grade level and require tier one and two supports.</p>	<p>Students in tier two supports are showing a need to improve in fluency and comprehension. 30% of our students are showing difficulty with phonemic awareness and are in tier three supports with intensive intervention.</p>	<p>Staff will review strategies we are finding success with including literacy programs such as the Science of Reading, Dibels, and the University of Florida Literacy Institute instructional strategies.</p>	<p>Utilize literacy programs such as Science of Reading in grades 1-2 and Lexia in grades 3-6. Our team will continue to support students with universal /whole class strategies and small group &amp; individual interventions such as read alouds, gamification of literacy, Daily Five and Empowering Writers.</p> <p>The Collaborative Response Model will be a renewed initiative during PLF time with the focus on in class literacy interventions and tier 1 and 2 supports.</p> <p>We will be purchasing inclusive reading materials at all reading levels. This data will be tracked on an in school spreadsheet for teachers to monitor student growth.</p> <p>Literacy groups have been set up and running based on LENS, CC3, Dibels utilizing UFLI. We will continue to share our literacy progress with parent council, and seek advice regarding increasing parent literacy support at the home level.</p>	<p>Data tracking in September, December, March and June will shown a decrease in students requiring tier 3 supports and an increase in students at grade level.</p> <p>An increase in PAT results as students improve their comprehension skills</p>	<p>By June 2025 75% of the students at Greely Road Public School will be at grade level, 15% percent will require tier one and two supports and 10% will require intensive supports found in tier three.</p>



Greely Road Public School  
**DESIRED OUTCOME PLANNING**  
 Doing What's Best for Kids



**FMPSD PRIORITY AREA: Priority Area #2 Maintain Safe and Caring Learning Environment and Supports.**

**DESIRED OUTCOME:** Student anxiety will be within 10% of the national average of 29% by June 2025 based upon OurSchool Survey Data.

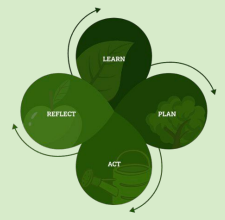
Current State (Baseline Data)	What are the gaps in student learning in relation to the data?	What are the gaps in teacher practice in relation to the data?	Improvement Strategies to Address Gaps in Learning and Teacher Practice (Include Stakeholder Engagement)	How will you know your strategies are working? (Spring)	Desired Outcome
<p>School wide anxiety based upon October Our School Survey is at 43% compared to the national average of 29%.</p> <p>Female students were 18% higher than the national average for females.</p> <p>Male students were 4% higher than the national average for males.</p>	<p>Students are having trouble understanding what is and what is not in their circle of control in regards to self regulation, peer relationships, and socio economic issues and how to focus on what they can control.</p> <p>Students need improvement in advocating for themselves, such as in the WITS program.</p>	<p>Leader in Me Training which will help the students with self reflection skills, boost their confidence and, provided them the tools for organization, planning and cooperation which will help reduce anxiety.</p> <p>Consistency in language across the school from the staff, in terms which relate to coregulation, as well as Leader in Me and WITS.</p> <p>Improving our use of "The Regulated Classroom" to enhance student regulation along with learning of "Positive Behavioral Interventions and Supports"</p>	<p>Utilizing the Leader in Me course resources during a set block for the whole school once a week for student instructions.</p> <p>Improving home communication on the 7 habits, including a monthly resources for parents to refer to.</p> <p>Increasing our use of <u>The Regulated Classroom</u> strategies to help students and staff co regulate so students can reduce anxiety, increase connectivity in the classroom, and improve safe and caring learning environments.</p> <p>During PLF time explore PBIS with staff utilizing the resources that support learning with positive Behaviour.</p> <p>Have social media safety courses brought into the school through Some Other Solutions or RCMP. (Parent Council Suggestion)</p>	<p>We will track the number of visits to the office using our office checklist, and see a reduction between November 2024 and May of 2025 of 10%.</p>	<p>By June 2025, grade 4/5/6 students will be within 10% at the national average of 29% when measuring levels of anxiety according to OurSchool Survey.</p>



SCHOOL NAME

# Assurance Measure Results Summary

Doing What's Best for Kids



## OUR STAKEHOLDERS - STUDENTS, STAFF & PARENTS



**84 STUDENTS**

- 10% English Language Learners
- 10% Early Childhood Learners
- 17% First Nations, Métis, Inuit
- 32% Severe Disabilities



**16.25 STAFF**

- 5.25 TA Employees
- 11- CUPE Employees



**PARENTS**

**92%** of parents are satisfied in their involvement in decisions about their student's education

### RESPONDENTS

44 Students    5 Teachers    9 Parents

### STAKEHOLDER FEEDBACK

86 % of stakeholders agree that Greely Road teaches students to be better citizens.

92% of stakeholders know Greely Road provides excellent education.

85 % of stakeholders know Greely Road is a safe, caring and respectful school.

### PROGRAM PRIORITIES

- ✓ Improve student literacy through intensive intervention.
- ✓ Improve Student Mental Health through The Regulated Classroom strategies.

### IMPROVEMENT AREAS

- ⬆ Greely Road School will focus on lowering student anxiety.
- ⬆ Greely Road School will increase literacy levels.

## 2022-2023 SCHOOL REPORT CARD

Results of the Alberta Education Assurance Measure completed by our school's parents, students, and staff.

### STUDENT LEARNING AND ENGAGEMENT

- 2023-2024 School Result - 71%
- 2022-2023 School Result - 65%
- 2023-2024 Provincial Result - 84%

### CITIZENSHIP

- 2023-2024 School Result - 86%
- 2022-2023 School Result - 85%
- 2023-2024 Provincial Result - 84%

### EDUCATION QUALITY

- 2023-2024 School Result - 92%
- 2022-2023 School Result - 95%
- 2023-2024 Provincial Result - 88%

### PARENTAL INVOLVEMENT

- 2023-2024 School Result - 92%
- 2022-2023 School Result - 95%
- 2023-2024 Provincial Result - 80%

### PAT EXCELLENCE

- 2023-2024 School Result - 0%
- 2022-2023 School Result - 0%
- 2023-2024 Provincial Result - 15.4

### ACCESS TO SUPPORT AND SERVICES

- 2023-2024 School Result - 85%
- 2022-2023 School Result - 85%
- 2023-2024 Provincial Result - 80%

### PAT ACCEPTABLE

- 2023-2024 School Result - 72.7%
- 2022-2023 School Result - 50%
- 2023-2024 Provincial Result - 68.5%

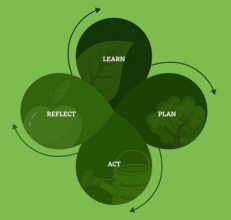
### WELCOMING, CARING, RESPECTFUL AND SAFE LEARNING ENVIRONMENTS

- 2023-2024 School Result - 85%
- 2022-2023 School Result - 87%
- 2023-2024 Provincial Result - 84%



# SCHOOL NAME NARRATIVE OF THE RESULTS

*Doing What's Best for Kids*



## What data did we look at?

- Alberta Education Assurance Measure Results
- Dibels, CC3, and LENS assessments & ELL Benchmarks
- Our School Survey
- PAT results.

## What did we learn about our students / staff strengths and needs?

### STRENGTHS

- Through our Assurance Measure Reports, Greely Road School, is rated excellent in parental involvement, citizenship and education quality. Greely Road School is above the provincial average in Access to Supports and Services. And while we are below provincial average in support for at risk students we are improving and closing the gap between us and other schools in the province.
- Based on our initial Greely Road School PAT data, results have increased by 46 % in terms of level of acceptance.
- 39% of students are at grade level for literacy, which is a large improvement from two years ago where we had 2% of students at grade level.

### AREAS FOR GROWTH

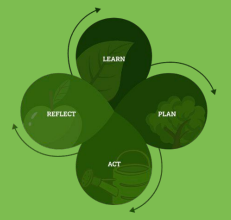
- While we have improved of literacy levels, we still need to maintain our focus on student literacy.
- Student Anxiety is still above the national average by 14%.

## What did we do during 2023-2024 (last year's PLF plan)?

- To address literacy, Greely Road School changed the model of literacy support from Fountas and Pinnell to the University of Florida Reading Intervention program for students who required tier-three support. The support groups, classroom teachers, and parents communicated constantly. Our LAC and our Grade ½ teacher shared their work on what has worked best to date, transitioning to the science of reading.
- We read Ruby Payne's "A Framework for Understanding Poverty" (Ph.D.) to ensure our practices were equitable and that we had the proper perspective when supporting our students' growth.



SCHOOL NAME  
**NARRATIVE OF THE RESULTS**  
*Doing What's Best for Kids*



## Provincial expectation for schools to look at:

### ENGLISH AS AN ADDITIONAL LANGUAGE

- The CC3, Lens, and Dibels will allow us to improve our reading and writing skills. The school LAC and principal will support students with universal and targeted literacy inventions. Unfortunately, we do not have provincial data on English as Additional Language Learners due to our low enrollment numbers in grades four, five, and six.

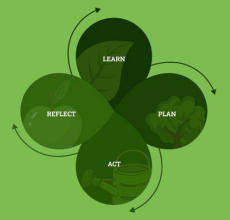
### FIRST NATIONS, MÉTIS, INUIT

- Ongoing school-wide focus on Applying Foundational Knowledge about First Nations, Metis, and Inuit: teacher developing and applying foundational knowledge about First Nations, Metis, and Inuit for the benefit of all students. A focus on supporting Reconciliation by including First Nations, Metis, and Inuit perspectives and experiences in classroom instruction. Unfortunately, we do not have provincial data on First Nations, Metis and Inuit students due to our low enrollment numbers in grades four, five and six.

## What do we need to work at - the goals of our 2024-2025 education plan?

- Greely Road School will focus on lowering student anxiety, so we are at the national average of 29%, based on Our School Survey data.
- By June 2025, 75% of the students at Greely Road Public School will be at grade level, 15% percent will require tier one and two supports and 10% will require intensive support found in tier three.



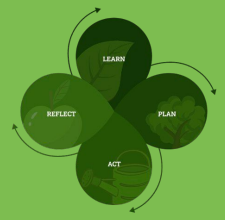


## Supporting Data Specific to School Desired Outcomes/Goals

1. Assurance framework survey results
  - Bar graphs comparing Greely Road and Alberta.
  - Supports for students at risk graph.
2. Assurance Model ELL Data
3. Assurance Model FNMI Data
4. Literacy results over a three year period.
5. Our School Survey anxiety level data



SCHOOL NAME  
**SUPPORTING DATA**  
*Doing What's Best for Kids*



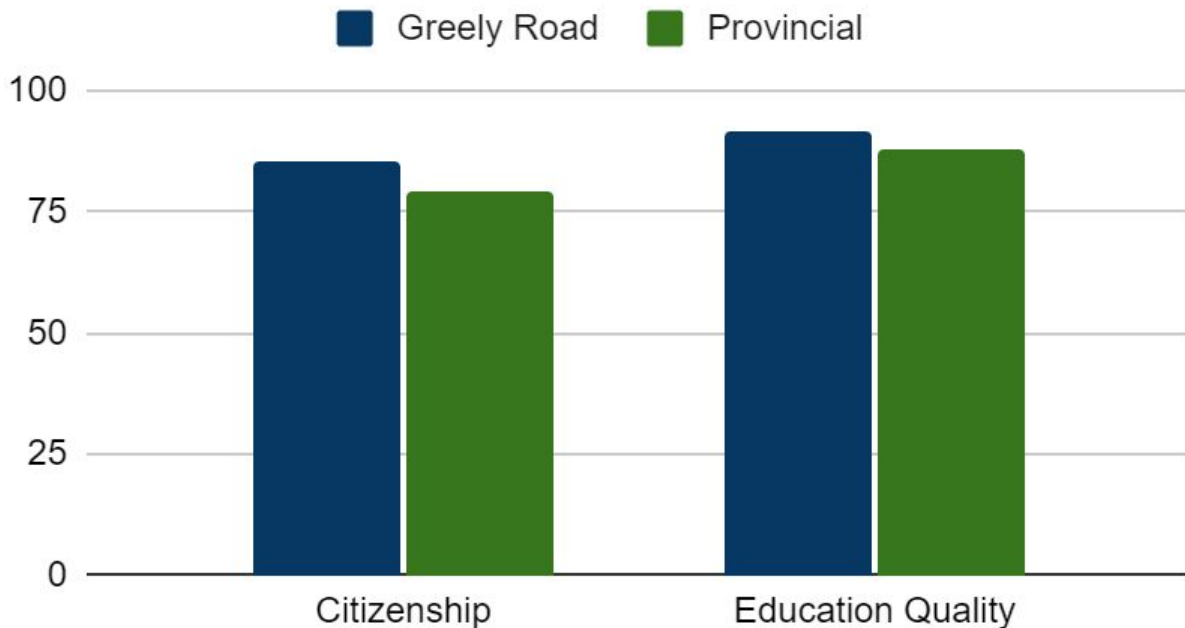
**Required Alberta Education Assurance Measures - Overall Summary**

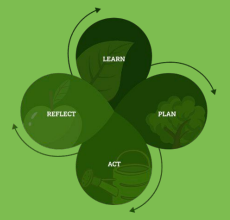
Fall 2024

School: 1853 Greely Road School

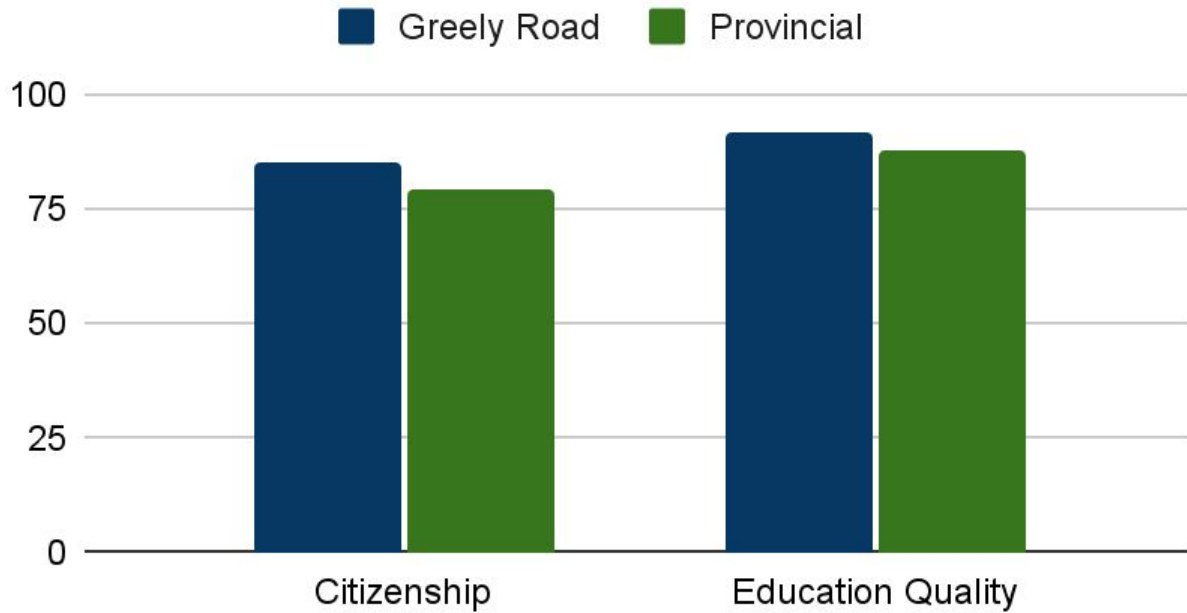
Assurance Domain	Measure	Greely Road School			Alberta			Measure Evaluation		
		Current Result	Prev Year Result	Prev 3 Year Average	Current Result	Prev Year Result	Prev 3 Year Average	Achievement	Improvement	Overall
Student Growth and Achievement	<a href="#">Student Learning Engagement</a>	71.3	65.5	62.9	83.7	84.4	84.8	n/a	Maintained	n/a
	<a href="#">Citizenship</a>	85.5	85.1	82.0	79.4	80.3	80.9	Very High	Maintained	Excellent
	<a href="#">3-year High School Completion</a>	n/a	n/a	n/a	80.4	80.7	82.4	n/a	n/a	n/a
	<a href="#">5-year High School Completion</a>	n/a	n/a	n/a	88.1	88.6	87.3	n/a	n/a	n/a
	<a href="#">PAT6: Acceptable</a>	72.7	50.0	50.0	68.5	66.2	66.2	Intermediate	Improved	Good
	<a href="#">PAT6: Excellence</a>	0.0	0.0	0.0	19.8	18.0	18.0	Very Low	Maintained	Concern
	<a href="#">PAT9: Acceptable</a>	n/a	n/a	n/a	62.5	62.6	62.6	n/a	n/a	n/a
	<a href="#">PAT9: Excellence</a>	n/a	n/a	n/a	15.4	15.5	15.5	n/a	n/a	n/a
	<a href="#">Diploma: Acceptable</a>	n/a	n/a	n/a	81.5	80.3	80.3	n/a	n/a	n/a
	<a href="#">Diploma: Excellence</a>	n/a	n/a	n/a	22.6	21.2	21.2	n/a	n/a	n/a
Teaching & Leading	<a href="#">Education Quality</a>	91.7	95.0	84.7	87.6	88.1	88.6	Very High	Maintained	Excellent
Learning Supports	<a href="#">Welcoming, Caring, Respectful and Safe Learning Environments (WCRSLE)</a>	85.2	87.0	87.5	84.0	84.7	85.4	n/a	Maintained	n/a
	<a href="#">Access to Supports and Services</a>	84.9	85.4	81.4	79.9	80.6	81.1	n/a	Maintained	n/a
Governance	<a href="#">Parental Involvement</a>	92.3	95.0	88.2	79.5	79.1	78.9	Very High	Maintained	Excellent

Greely Road, FMPSD, and Provincial Res...

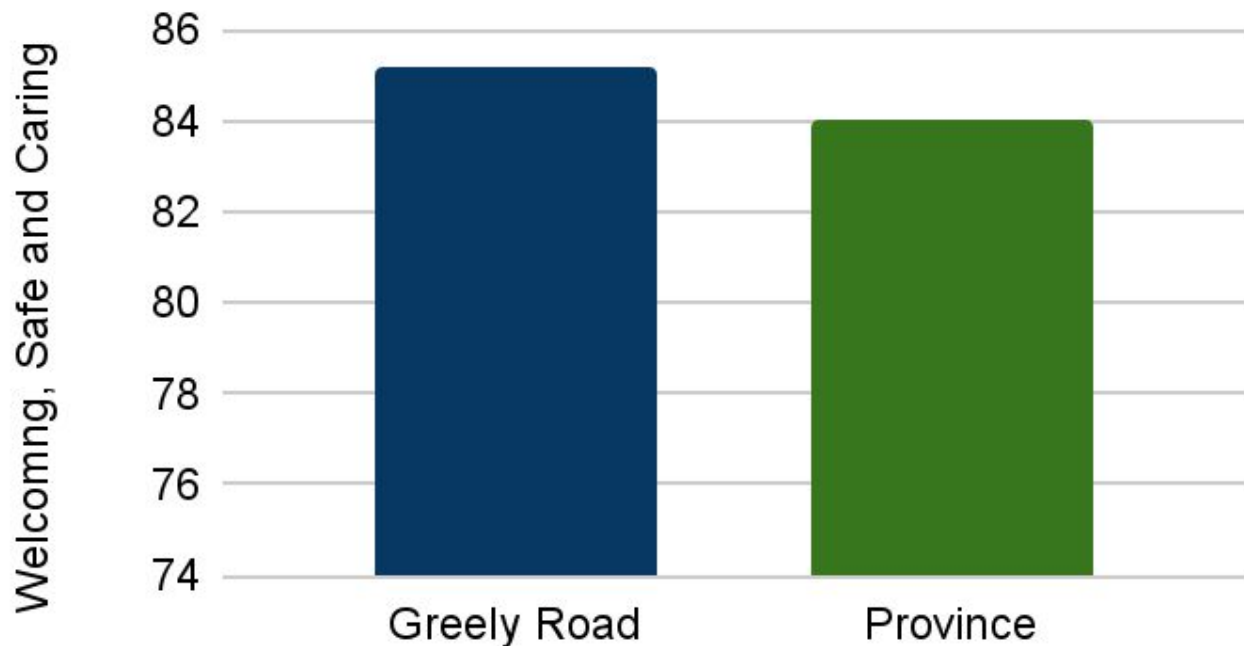


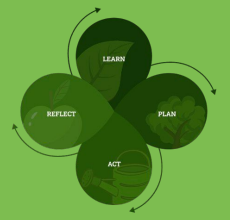


## Citizenship and Education Quality

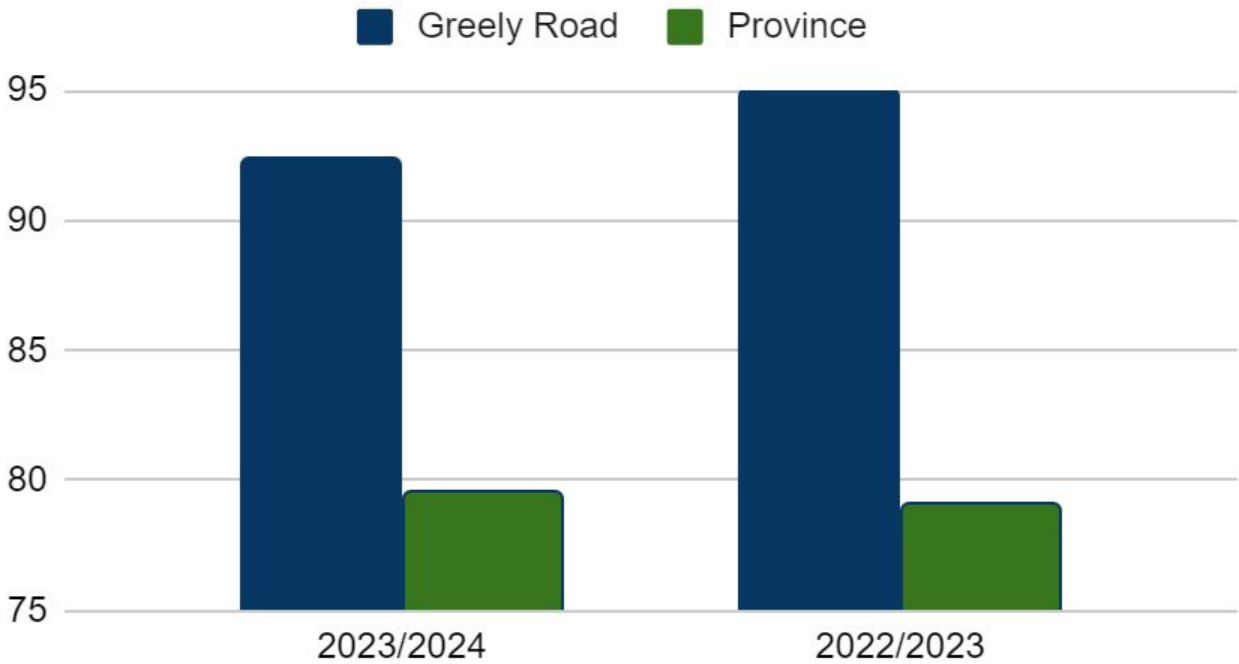


## Welcoming, Safe and Caring Environments

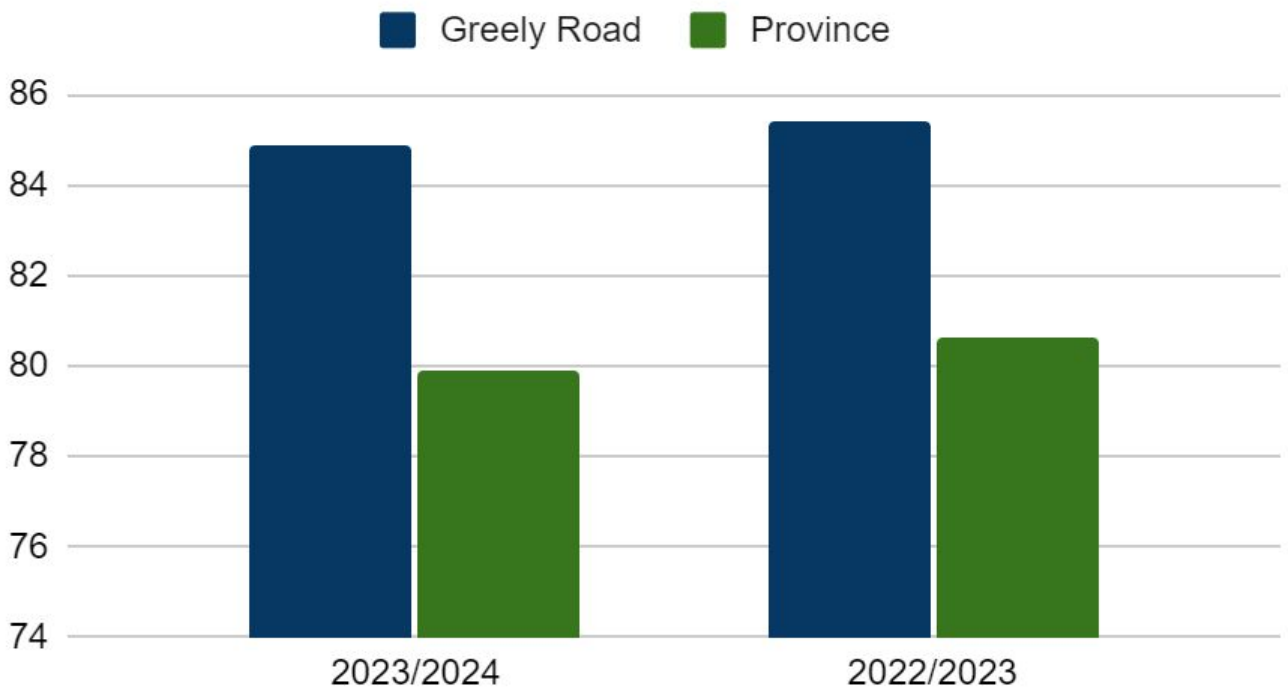


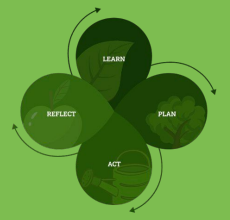


## Parental Involvement

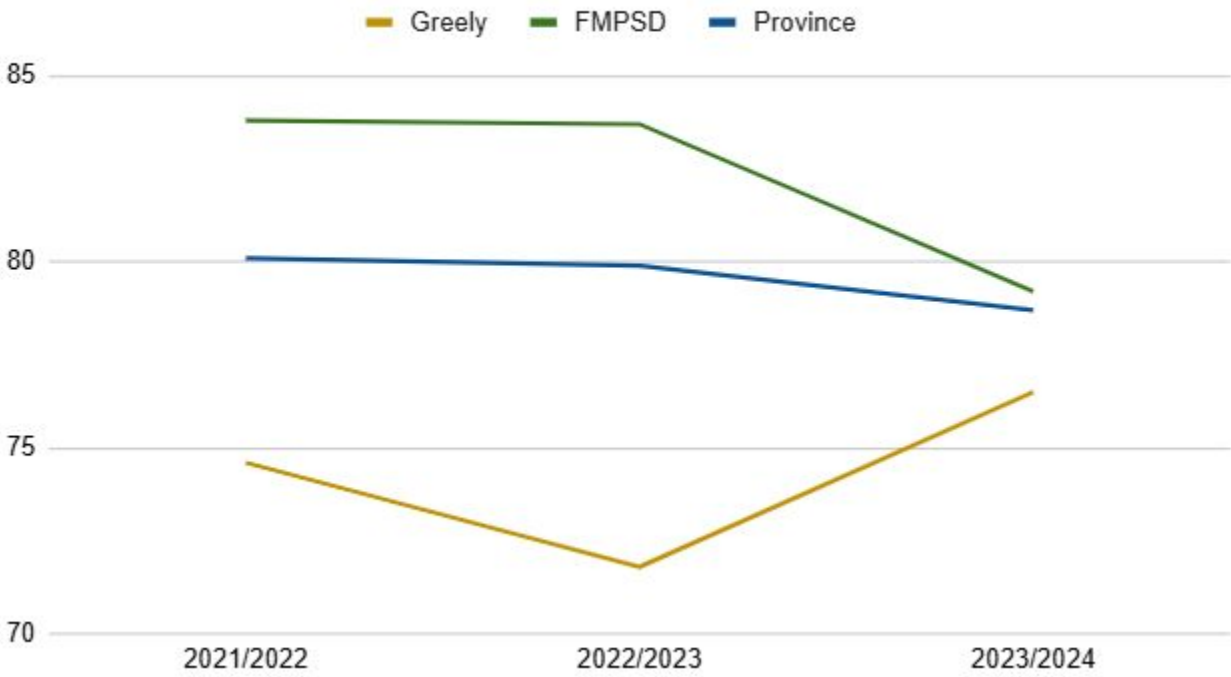


## Access to Supports and Services





### At Risk Students Access to Help

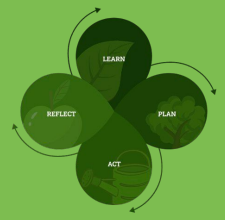




# Greely Road Public School

## SUPPORTING DATA

Doing What's Best for Kids



GOVERNMENT

### Required Alberta Education Assurance Measures - Overall Summary

Fall 2024

School: 1853 Greely Road School (FNMI)

Assurance Domain	Measure	Greely Road School (FNMI)			Alberta (FNMI)			Measure Evaluation		
		Current Result	Prev Year Result	Prev 3 Year Average	Current Result	Prev Year Result	Prev 3 Year Average	Achievement	Improvement	Overall
Student Growth and Achievement	<a href="#">Student Learning Engagement</a>	n/a	n/a	n/a	n/a	n/a	n/a	n/a	n/a	n/a
	<a href="#">Citizenship</a>	n/a	n/a	n/a	n/a	n/a	n/a	n/a	n/a	n/a
	<a href="#">3-year High School Completion</a>	n/a	n/a	n/a	58.6	57.0	59.5	n/a	n/a	n/a
	<a href="#">5-year High School Completion</a>	n/a	n/a	n/a	69.4	71.3	69.1	n/a	n/a	n/a
	<a href="#">PAT6: Acceptable</a>	*	*	n/a	48.7	45.3	45.3	*	n/a	n/a
	<a href="#">PAT6: Excellence</a>	*	*	n/a	7.3	6.5	6.5	*	n/a	n/a
	<a href="#">PAT9: Acceptable</a>	n/a	n/a	n/a	41.4	39.4	39.4	n/a	n/a	n/a
	<a href="#">PAT9: Excellence</a>	n/a	n/a	n/a	6.1	5.3	5.3	n/a	n/a	n/a
	<a href="#">Diploma: Acceptable</a>	n/a	n/a	n/a	76.9	74.8	74.8	n/a	n/a	n/a
	<a href="#">Diploma: Excellence</a>	n/a	n/a	n/a	11.8	11.3	11.3	n/a	n/a	n/a
Teaching & Leading	<a href="#">Education Quality</a>	n/a	n/a	n/a	n/a	n/a	n/a	n/a	n/a	n/a
Learning Supports	<a href="#">Welcoming, Caring, Respectful and Safe Learning Environments (WCRSLE)</a>	n/a	n/a	n/a	n/a	n/a	n/a	n/a	n/a	n/a
	<a href="#">Access to Supports and Services</a>	n/a	n/a	n/a	n/a	n/a	n/a	n/a	n/a	n/a
Governance	<a href="#">Parental Involvement</a>	n/a	n/a	n/a	n/a	n/a	n/a	n/a	n/a	n/a

GOVERNMENT

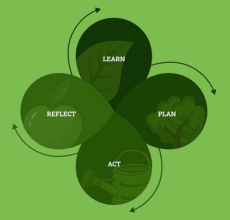
### Required Alberta Education Assurance Measures - Overall Summary

Fall 2024

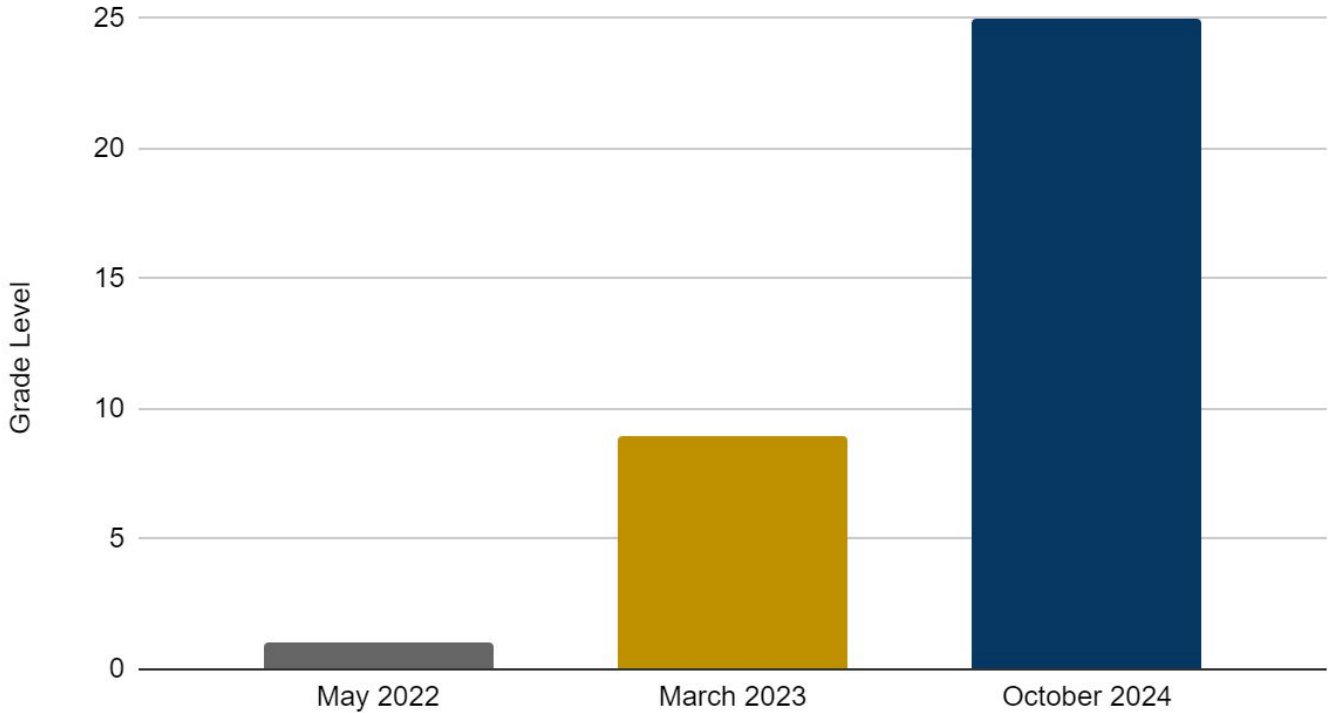
School: 1853 Greely Road School (EAL)

Assurance Domain	Measure	Greely Road School (EAL)			Alberta (EAL)			Measure Evaluation		
		Current Result	Prev Year Result	Prev 3 Year Average	Current Result	Prev Year Result	Prev 3 Year Average	Achievement	Improvement	Overall
Student Growth and Achievement	<a href="#">Student Learning Engagement</a>	n/a	n/a	n/a	n/a	n/a	n/a	n/a	n/a	n/a
	<a href="#">Citizenship</a>	n/a	n/a	n/a	n/a	n/a	n/a	n/a	n/a	n/a
	<a href="#">3-year High School Completion</a>	n/a	n/a	n/a	72.0	72.8	76.7	n/a	n/a	n/a
	<a href="#">5-year High School Completion</a>	n/a	n/a	n/a	88.1	88.7	87.2	n/a	n/a	n/a
	<a href="#">PAT6: Acceptable</a>	*	*	n/a	64.6	65.4	65.4	*	n/a	n/a
	<a href="#">PAT6: Excellence</a>	*	*	n/a	16.5	15.7	15.7	*	n/a	n/a
	<a href="#">PAT9: Acceptable</a>	n/a	n/a	n/a	52.7	55.3	55.3	n/a	n/a	n/a
	<a href="#">PAT9: Excellence</a>	n/a	n/a	n/a	10.1	11.0	11.0	n/a	n/a	n/a
	<a href="#">Diploma: Acceptable</a>	n/a	n/a	n/a	66.3	67.1	67.1	n/a	n/a	n/a
	<a href="#">Diploma: Excellence</a>	n/a	n/a	n/a	14.0	13.8	13.8	n/a	n/a	n/a
Teaching & Leading	<a href="#">Education Quality</a>	n/a	n/a	n/a	n/a	n/a	n/a	n/a	n/a	n/a
Learning Supports	<a href="#">Welcoming, Caring, Respectful and Safe Learning Environments (WCRSLE)</a>	n/a	n/a	n/a	n/a	n/a	n/a	n/a	n/a	n/a
	<a href="#">Access to Supports and Services</a>	n/a	n/a	n/a	n/a	n/a	n/a	n/a	n/a	n/a
Governance	<a href="#">Parental Involvement</a>	n/a	n/a	n/a	n/a	n/a	n/a	n/a	n/a	n/a





## Students at Grade Level in Literacy Grades 1-6



## Anxiety

Students have intense feelings of fear, intense anxiety, or worry about particular events or social situations.

